

# ERASMUS +

## " Equal educational opportunities for student with learning difficulties"

### COMPARISON OF THE TEACHING METHODS AND THE PRESENTATION OF EACH COUNTRY REGARDING THE I T (COMPUTER) LESSON

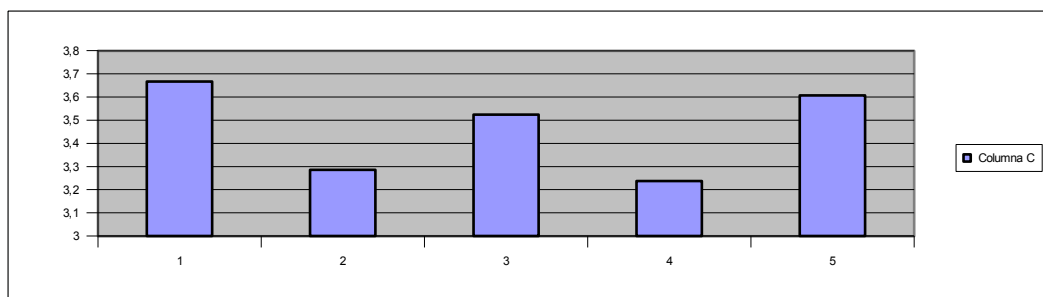
(21 persons participated in the evaluation, where 1=poor, 2=average, 3=good, 4=excellent)

The average evaluation of each question is presented as estimated in the following sheets

#### 1. Content was presented clearly and effectively.

##### Average evaluation

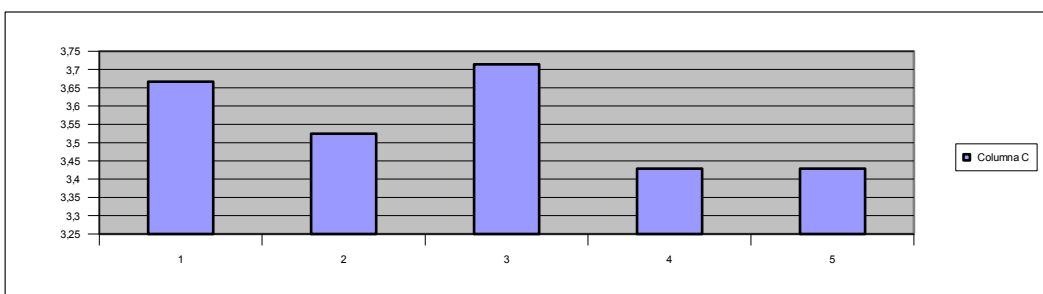
1. GR	3,667
2. SP	3,286
3. U.K	3,524
4. CY	3,238
5. TU	3,607



#### 2. Course content met its objectives.

##### Average evaluation

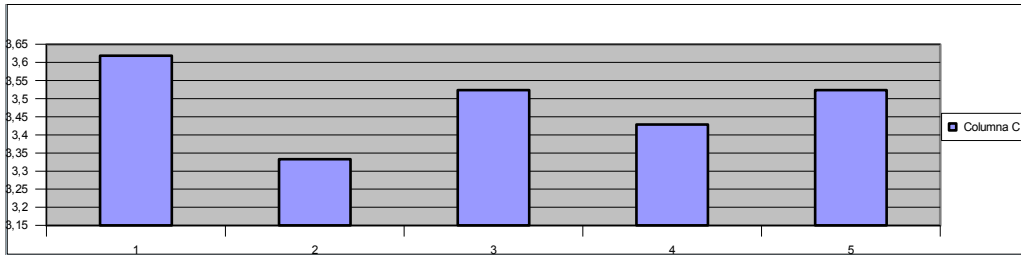
1. GR	3,667
2. SP	3,524
3. U.K	3,714
4. CY	3,429
5. TU	3,429



**3. Good use of visual materials (i.e Power Point, Handouts).**

**Average evaluation**

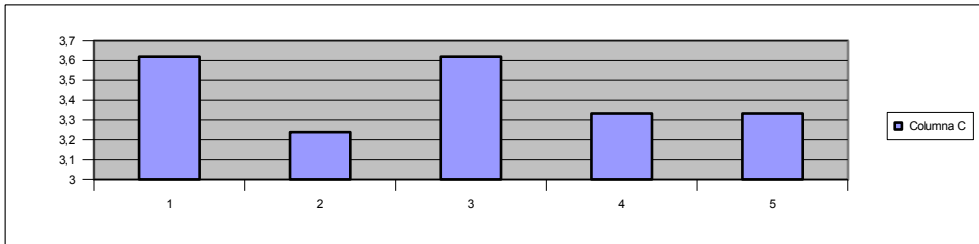
<b>1. GR</b>	<b>3,619</b>
<b>2. SP</b>	<b>3,333</b>
<b>3. U.K</b>	<b>3,524</b>
<b>4. CY</b>	<b>3,429</b>
<b>5. TU</b>	<b>3,524</b>



**4. The information provided was easy to understand.**

**Average evaluation**

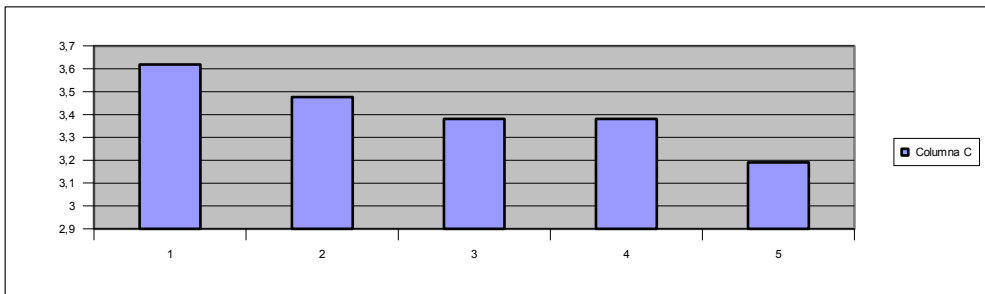
<b>1. GR</b>	<b>3,619</b>
<b>2. SP</b>	<b>3,238</b>
<b>3. U.K</b>	<b>3,619</b>
<b>4. CY</b>	<b>3,333</b>
<b>5. TU</b>	<b>3,333</b>



**5. The information provided will help improve my teaching/learning.**

**Average evaluation**

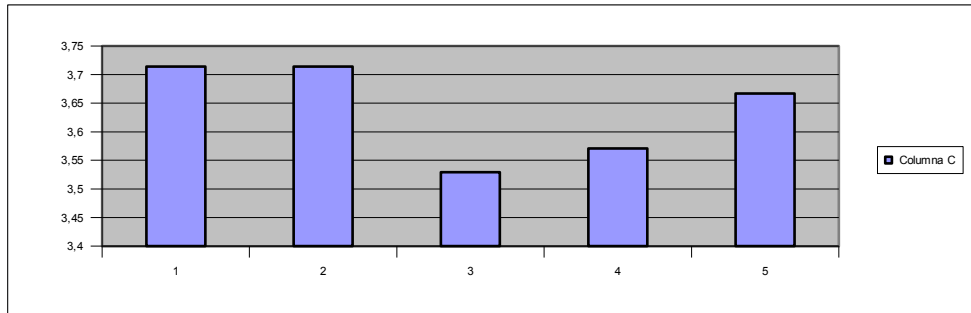
<b>1. GR</b>	<b>3,619</b>
<b>2. SP</b>	<b>3,476</b>
<b>3. U.K</b>	<b>3,381</b>
<b>4. CY</b>	<b>3,381</b>
<b>5. TU</b>	<b>3,19</b>



**6. The presenter seemed well prepared.**

**Average evaluation**

<b>1. GR</b>	<b>3,714</b>
<b>2. SP</b>	<b>3,714</b>
<b>3. U.K</b>	<b>3,529</b>
<b>4. CY</b>	<b>3,571</b>
<b>5. TU</b>	<b>3,667</b>



# ERASMUS +

" Equal educational oppurtunities for student with learning difficulties"

EVALUATION OF THE I T(COMPUTER)LESSON TAUGHT BY THE GREEK TEACHER  
(21 persons participated in the evaluation, where 1=poor, 2=average, 3=good, 4=excellent)

1. Content was presented clearly and effectively.

PERSONS		21
1	0	0
2	1	2
3	5	15
4	15	60
AVERAGE		3,666667

2. Course content met its objectives.

PERSONS		21
1	0	0
2	1	2
3	5	15
4	15	60
AVERAGE		3,666667

3. Good use of visual materials (i.e Power Point, Handouts).

PERSONS		21
1	1	1
2	0	0
3	5	15
4	15	60
AVERAGE		3,619048

4. The information provided was easy to understand.

PERSONS		21
1	0	0
2	1	2
3	6	18
4	14	56
AVERAGE		3,619048

**5. The information provided will help improve my teaching/learning.**

<b>PERSONS</b>		<b>21</b>
1	0	0
2	1	2
3	6	18
4	14	56
<b>AVERAGE</b>		<b>3,619048</b>

**6. The presenter seemed well prepared.**

<b>PERSONS</b>		<b>21</b>
1	0	0
2	1	2
3	4	12
4	16	64
<b>AVERAGE</b>		<b>3,714286</b>

# ERASMUS +

" Equal educational opportunities for student with learning difficulties"

## EVALUATION OF THE I T (COMPUTER) LESSON BY THE BRITISH TEACHER

(21 persons participated in the evaluation, where 1=poor, 2=average, 3=good, 4=excellent)

### 1. Content was presented clearly and effectively.

PERSONS		21
1	1	1
2	0	0
3	7	21
4	13	52
AVERAGE		3,5238

### 2. Course content met its objectives.

PERSONS		21
1	0	0
2	0	0
3	6	18
4	15	60
AVERAGE		3,7143

### 3. Good use of visual materials (i.e Power Point, Handouts).

PERSONS		21
1	0	0
2	2	4
3	6	18
4	13	52
MO		3,5238

### 4. The information provided wAVERAGE

PERSONS		21
1	0	0
2	1	2
3	6	18
4	14	56
AVERAGE		3,619

5. The information provided will help improve my teaching/learning.

<b>PERSONS</b>	<b>21</b>
1	1
2	3
3	4
4	13
<b>AVERAGE</b>	<b>3,381</b>

6. The presenter seemed well prepared.

<b>PERSONS</b>	<b>21</b>
1	1
2	1
3	5
4	14
<b>AVERAGE</b>	<b>3,5238</b>

# ERASMUS +

" Equal educational oppurtunities for student with learning difficulties"

## EVALUATION OF THE I T (COMPUTER) LESSON BY THE TURKISH TEACHER

(21 persons participated in the evaluation,where 1=poor, 2=average, 3=good, 4=excellent)

1. Content was presented clearly and effectively.

PERSONS		28
1	0	0
2	2	4
3	7	21
4	19	76
AVERAGE		3,6071

2. Course content met its objectives.

PERSONS		21
1	0	0
2	2	4
3	8	24
4	11	44
AVERAGE		3,4286

3. Good use of visual materials (i.e Power Point, Handouts).

PERSONS		21
1	1	1
2	0	0
3	7	21
4	13	52
AVERAGE		3,5238

4. The information provided was easy to understand.

PERSONS		21
1	1	1
2	1	2
3	9	27
4	10	40
AVERAGE		3,3333



5. The information provided will help improve my teaching/learning.

<b>PERSONS</b>		<b>21</b>
1	2	2
2	3	6
3	5	15
4	11	44
<b>AVERAGE</b>		<b>3,1905</b>

6. The presenter seemed well prepared.

<b>PERSONS</b>		<b>21</b>
1	0	0
2	0	0
3	7	21
4	14	56
<b>AVERAGE</b>		<b>3,6667</b>

# ERASMUS +

" Equal educational oppurtunities for student with learning difficulties"

## EVALUATION OF THE I T (COMPUTER) LESSON BY THE CYPRIOT TEACHER

(21 persons participated in the evaluation,where 1=poor, 2=average, 3=good, 4=excellent)

1. Content was presented clearly and effectively.

PERSONS		21
1	1	1
2	2	4
3	9	27
4	9	36
AVERAGE		3,2381

2. Course content met its objectives.

PERSONS		21
1	0	0
2	2	4
3	8	24
4	11	44
AVERAGE		3,4286

3. Good use of visual materials (i.e Power Point, Handouts).

PERSONS		21
1	0	0
2	1	2
3	10	30
4	10	40
AVERAGE		3,4286

4. The information provided was easy to understand.

PERSONS		21
1	0	0
2	2	4
3	10	30
4	9	36
AVERAGE		3,3333

5. The information provided will help improve my teaching/learning.

<b>PERSONS</b>		<b>21</b>
1	0	0
2	2	4
3	9	27
4	10	40
<b>AVERAGE</b>		<b>3,381</b>

6. The presenter seemed well prepared.

<b>PERSONS</b>		<b>21</b>
1	1	1
2	0	0
3	6	18
4	14	56
<b>AVERAGE</b>		<b>3,5714</b>

# ERASMUS +

## " Equal educational opportunities for student with learning difficulties"

### EVALUATION OF THE I T (COMPUTER) LESSON BY THE SPANISH TEACHER

(21 persons participated in the evaluation, where 1=poor, 2=average, 3=good, 4=excellent)

#### 1. Content was presented clearly and effectively.

PERSONS		21
1	1	1
2	2	4
3	8	24
4	10	40
AVERAGE		3,2857

#### 2. Course content met its objectives.

PERSONS		21
1	1	1
2	0	0
3	7	21
4	13	52
AVERAGE		3,5238

#### 3. Good use of visual materials (i.e Power Point, Handouts).

PERSONS		21
1	0	0
2	1	2
3	12	36
4	8	32
AVERAGE		3,3333

#### 4. The information provided was easy to understand.

PERSONS		21
1	0	0
2	3	6
3	10	30
4	8	32
AVERAGE		3,2381

5. The information provided will help improve my teaching/learning.

PERSONS		21
1	0	0
2	1	2
3	9	27
4	11	44
AVERAGE		3,4762

6. The presenter seemed well prepared.

PERSONS		21
1	0	0
2	0	0
3	6	18
4	15	60
AVERAGE		3,7143