

ERASMUS +

" Equal educational opportunities for student with learning difficulties"

COMPARISON OF THE TEACHING METHODS AND THE PRESENTATION OF EACH COUNTRY REGARDING THE ART LESSON

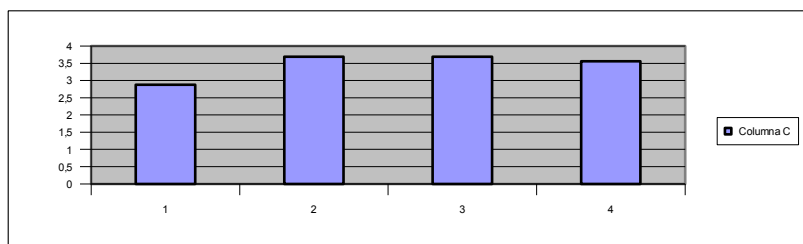
(16 persons participated in the evaluation, where 1=poor, 2=average, 3=good, 4=excellent)

The average evaluation of each question is presented as estimated in the following sheets

1. Content was presented clearly and effectively.

Average evaluation

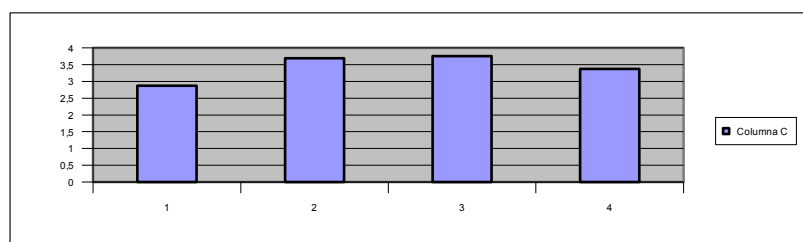
1. GR	2,875
2. SP	3,688
3. U.K	3,688
4. CY	3,563



2. Course content met its objectives.

Average evaluation

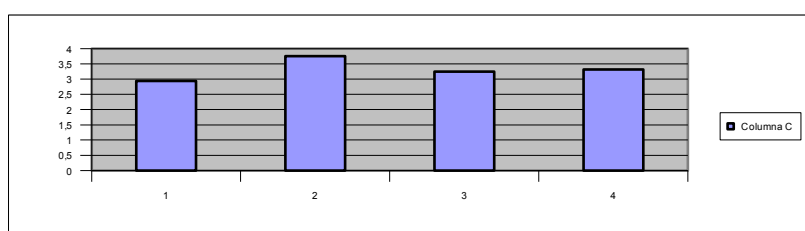
1. GR	2,875
2. SP	3,688
3. U.K	3,75
4. CY	3,375



3. Good use of visual materials (i.e Power Point, Handouts).

Average evaluation

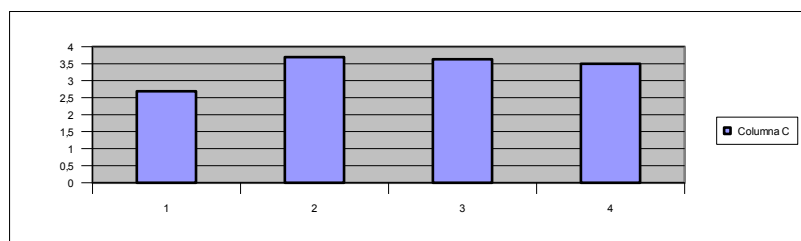
1. GR	2,937
2. SP	3,75
3. U.K	3,25
4. CY	3,313



4. The information provided was easy to understand.

Average evaluation

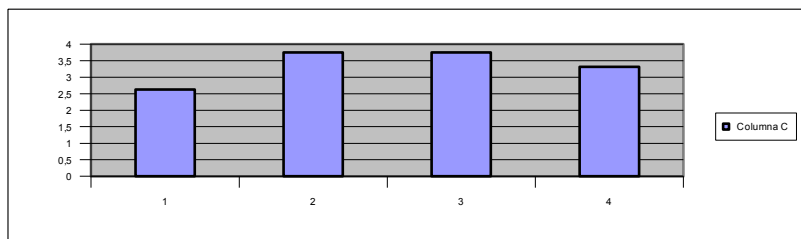
1. GR	2,687
2. SP	3,688
3. U.K	3,625
4. CY	3,5



5. The information provided will help improve my teaching/learning.

Average evaluation

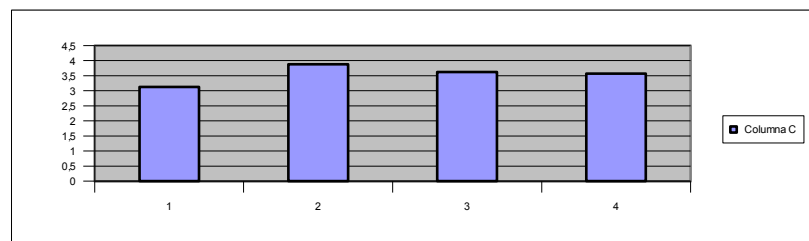
- 1. GR 2,625**
- 2. SP 3,75**
- 3. U.K 3,75**
- 4. CY 3,313**



6. The presenter seemed well prepared.

Average evaluation

- 1. GR 3,125**
- 2. SP 3,875**
- 3. U.K 3,625**
- 4. CY 3,563**



ERASMUS +

" Equal educational opportunities for student with learning difficulties"

EVALUATION OF THE ART LESSON TAUGHT BY THE GREEK TEACHER

(16 persons participated in the evaluation, where 1=poor, 2=average, 3=good, 4=excellent)

1. Content was presented clearly and effectively.

PERSONS		16
1	3	3
2	2	4
3	5	15
4	6	24
AVERAGE		2,875

2. Course content met its objectives.

PERSONS		16
1	3	3
2	2	4
3	5	15
4	6	24
AVERAGE		2,875

3. Good use of visual materials (i.e Power Point, Handouts).

PERSONS		16
1	2	2
2	2	4
3	7	21
4	5	20
AVERAGE		2,9375

4. The information provided was easy to understand.

PERSONS		16
1	4	4
2	2	4
3	5	15
4	5	20
AVERAGE		2,6875

5. The information provided will help improve my teaching/learning.

PERSONS		16
1	4	4
2	2	4
3	6	18
4	4	16
AVERAGE		2,625

6. The presenter seemed well prepared.

PERSONS		16
1	2	2
2	1	2
3	6	18
4	7	28
AVERAGE		3,125

ERASMUS +

" Equal educational oppurtunities for student with learning difficulties"

EVALUATION OF THE ART LESSON TAUGHT BY THE SPANISH TEACHER

(16 persons participated in the evaluation, where 1=poor, 2=average, 3=good, 4=excellent)

1. Content was presented clearly and effectively.

PERSONS		16
1	0	0
2	0	0
3	5	15
4	11	44
AVERAGE		3,6875

2. Course content met its objectives.

PERSONS		16
1	0	0
2	0	0
3	3	9
4	13	52
AVERAGE		3,8125

3. Good use of visual materials (i.e Power Point, Handouts).

PERSONS		16
1	0	0
2	0	0
3	4	12
4	12	48
AVERAGE		3,75

4. The information provided was easy to understand.

PERSONS		16
1	0	0
2	0	0
3	5	15
4	11	44
AVERAGE		3,6875

5. The information provided will help improve my teaching/learning.

PERSONS		16
1	0	0
2	0	0
3	4	12
4	12	48
AVERAGE		3,75

6. The presenter seemed well prepared.

PERSONS		16
1	0	0
2	0	0
3	2	6
4	14	56
AVERAGE		3,875

ERASMUS +

" Equal educational opportunities for student with learning difficulties"

EVALUATION OF THE ART LESSON TAUGHT BY THE BRITISH TEACHER

(16 persons participated in the evaluation, where 1=poor, 2=average, 3=good, 4=excellent)

1. Content was presented clearly and effectively.

PERSONS		16
1	0	0
2	0	0
3	5	15
4	11	44
AVERAGE		3,6875

2. Course content met its objectives.

PERSONS		16
1	0	0
2	0	0
3	4	12
4	12	48
AVERAGE		3,75

3. Good use of visual materials (i.e Power Point, Handouts).

PERSONS		16
1	1	1
2	1	2
3	7	21
4	7	28
AVERAGE		3,25

4. The information provided was easy to understand.

PERSONS		16
1	0	0
2	1	2
3	4	12
4	11	44
AVERAGE		3,625

5. The information provided will help improve my teaching/learning.

PERSONS		16
1	0	0
2	0	0
3	4	12
4	12	48
AVERAGE		3,75

6. The presenter seemed well prepared.

PERSONS		16
1	1	1
2	0	0
3	3	9
4	12	48
AVERAGE		3,625

ERASMUS +

" Equal educational oppurtunities for student with learning difficulties"

EVALUATION OF THE ART LESSON TAUGHT BY THE CYPRIOT TEACHER

(16 persons participated in the evaluation, where 1=poor, 2=average, 3=good, 4=excellent)

1. Content was presented clearly and effectively.

PERSONS		16
1	0	0
2	0	0
3	7	21
4	9	36
AVERAGE		3,5625

2. Course content met its objectives.

PERSONS		16
1	0	0
2	2	4
3	6	18
4	8	32
AVERAGE		3,375

3. Good use of visual materials (i.e Power Point, Handouts).

PERSONS		16
1	0	0
2	1	2
3	9	27
4	6	24
AVERAGE		3,3125

4. The information provided was easy to understand.

PERSONS		16
1	0	0
2	0	0
3	8	24
4	8	32
AVERAGE		3,5

5. The information provided will help improve my teaching/learning.

PERSONS		16
1	0	0
2	3	6
3	5	15
4	8	32
AVERAGE		3,3125

6. The presenter seemed well prepared.

PERSONS		16
1	0	0
2	1	2
3	5	15
4	10	40
AVERAGE		3,5625