

ERASMUS +

" Equal educational opportunities for student with learning difficulties"

COMPARISON OF THE TEACHING METHODS AND THE PRESENTATION OF EACH COUNTRY REGARDING THE MATHS LESSON

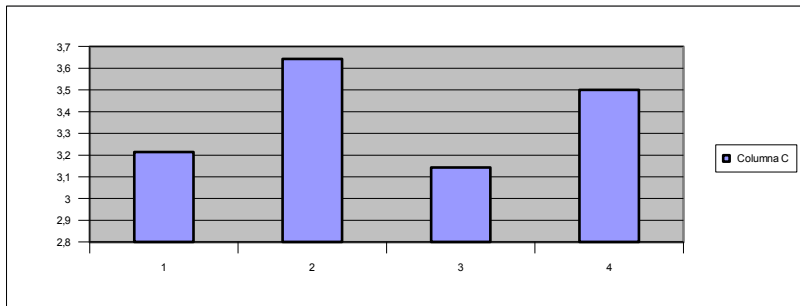
(14 persons participated in the evaluation, where 1=poor, 2=average, 3=good, 4=excellent)

The average evaluation of each question is presented as estimated in the following sheets

1. Content was presented clearly and effectively.

Average evaluation

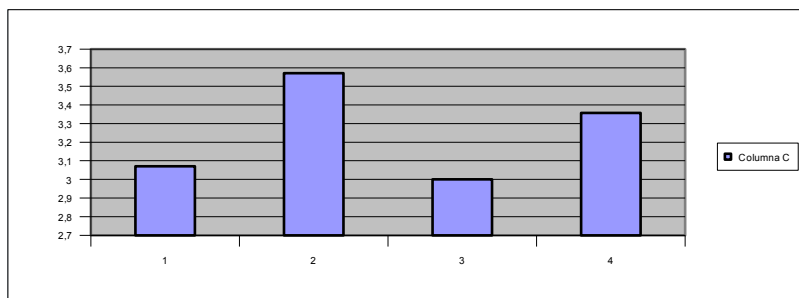
1. GR	3,214
2. SP	3,643
3. U.K	3,143
4. TU	3,5



2. Course content met its objectives.

Average evaluation

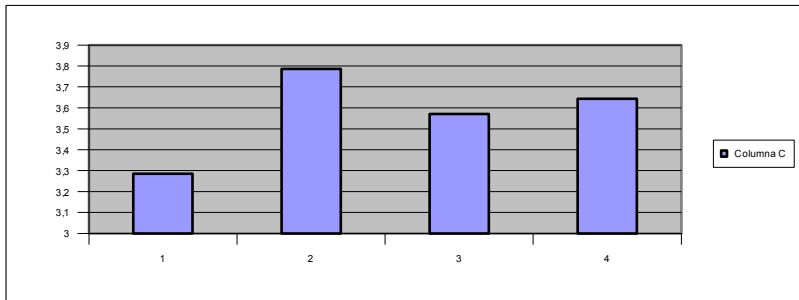
1. GR	3,071
2. SP	3,571
3. U.K	3
4. TU	3,357



3. Good use of visual materials (i.e Power Point, Handouts).

Average evaluation

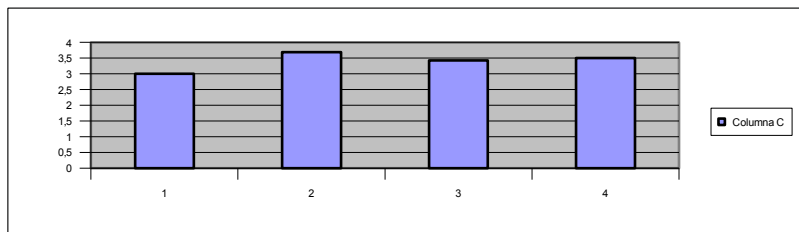
1. GR	3,285
2. SP	3,786
3. U.K	3,571
4. TU	3,643



4. The information provided was easy to understand.

Average evaluation

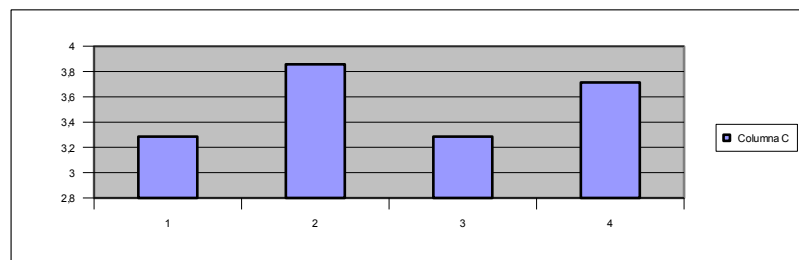
1. GR	3
2. SP	3,688
3. U.K	3,429
4. TU	3,5



5. The information provided will help improve my teaching/learning.

Average evaluation

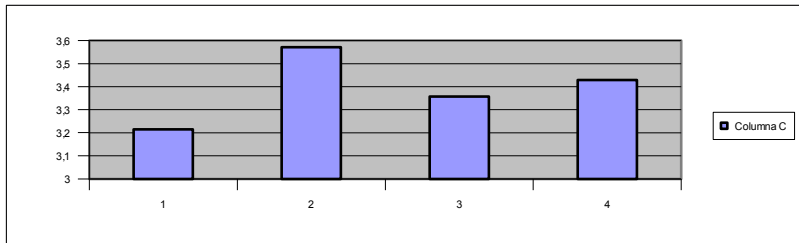
1. GR	3,285
2. SP	3,857
3. U.K	3,286
4. TU	3,714



6. The presenter seemed well prepared.

Average evaluation

1. GR	3,214
2. SP	3,571
3. U.K	3,357
4. TU	3,429



ERASMUS +

" Equal educational opportunities for student with learning difficulties"

EVALUATION OF THE MATHS LESSON TAUGHT BY THE GREEK TEACHER

(14 persons participated in the evaluation, where 1=poor, 2=average, 3=good, 4=excellent)

1. Content was presented clearly and effectively.

PERSONS		14
1	1	1
2	2	4
3	4	12
4	7	28
AVERAGE		3,214286

2. Course content met its objectives.

PERSONS		14
1	0	0
2	2	4
3	9	27
4	3	12
AVERAGE		3,071429

3. Good use of visual materials (i.e Power Point, Handouts).

PERSONS		14
1	0	0
2	1	2
3	8	24
4	5	20
AVERAGE		3,285714

4. The information provided was easy to understand.

PERSONS		14
1	1	1
2	1	2
3	9	27
4	3	12
AVERAGE		3

5. The information provided will help improve my teaching/learning.

PERSONS		14
1	0	0
2	0	0
3	10	30
4	4	16
AVERAGE		3,285714

6. The presenter seemed well prepared.

PERSONS		14
1	2	2
2	0	0
3	5	15
4	7	28
AVERAGE		3,214286

AS MUS +

" Equal educational oppurtunities for student with learning difficulties"

EVALUATION OF THE MATH LESSON TAUGHT BY THE SPANISH TEACHER

(14 persons participated in the evaluation, where 1=poor, 2=average, 3=good, 4=excellent)

1. Content was presented clearly and effectively.

PERSONS		14
1	0	0
2	1	2
3	3	9
4	10	40
AVERAGE		3,6429

2. Course content met its objectives.

PERSONS		14
1	0	0
2	1	2
3	4	12
4	9	36
AVERAGE		3,5714

3. Good use of visual materials (i.e Power Point, Handouts).

PERSONS		14
1	0	0
2	0	0
3	3	9
4	11	44
AVERAGE		3,7857

4. The information provided was easy to understand.

PERSONS		14
1	0	0
2	0	0
3	5	15
4	9	36
AVERAGE		3,6429

5. The information provided will help improve my teaching/learning.

PERSONS		14
1	0	0
2	0	0
3	2	6
4	12	48
AVERAGE		3,8571

6. The presenter seemed well prepared.

PERSONS		14
1	0	0
2	0	0
3	6	18
4	8	32
AVERAGE		3,5714

ERASMUS +

" Equal educational oppurtunities for student with l

EVALUATION OF THE COMPUTER LESSON TAUGHT BY TI
(14 persons participated in the evaluation, where 1=poor, 2=ave

1. Content was presented clearly and effectively.

PERSONS		14
1	0	0
2	1	2
3	10	30
4	3	12
AVERAGE		3,1429

2. Course content met its objectives.

PERSONS		14
1	1	1
2	1	2
3	9	27
4	3	12
AVERAGE		3

3. Good use of visual materials (i.e Power Point, Handouts).

PERSONS		14
1	0	0
2	1	2
3	4	12
4	9	36
AVERAGE		3,5714

4. The information provided was easy to understand.

PERSONS		14
1	0	0
2	0	0
3	8	24
4	6	24
AVERAGE		3,4286

5. The information provided will help improve my teaching/learning.

PERSONS		14
1	0	0
2	0	0
3	10	30
4	4	16
AVERAGE		3,2857

6. The presenter seemed well prepared.

PERSONS		14
1	0	0
2	1	2
3	7	21
4	6	24
AVERAGE		3,3571

learning difficulties"

THE BRITISH TEACHER
(range, 3=good, 4=excellent)

ERASMUS +

" Equal educational oppurtunities for student with learning difficulties"

EVALUATION OF THE COMPUTER LESSON TAUGHT BY THE TURKISH TEACHER

(14 persons participated in the evaluation, where 1=poor, 2=average, 3=good, 4=excellent)

1. Content was presented clearly and effectively.

PERSONS		14
1	0	0
2	0	0
3	7	21
4	7	28
AVERAGE		3,5

2. Course content met its objectives.

PERSONS		14
1	0	0
2	0	0
3	9	27
4	5	20
AVERAGE		3,3571

3. Good use of visual materials (i.e Power Point, Handouts).

PERSONS		14
1	0	0
2	0	0
3	5	15
4	9	36
AVERAGE		3,6429

4. The information provided was easy to understand.

PERSONS		14
1	0	0
2	0	0
3	7	21
4	7	28
AVERAGE		3,5

5. The information provided will help improve my teaching/learning.

PERSONS		14
1	0	0
2	0	0
3	4	12
4	10	40
AVERAGE		3,7143

6. The presenter seemed well prepared.

PERSONS		14
1	0	0
2	0	0
3	8	24
4	6	24
AVERAGE		3,4286