

ERASMUS +

" Equal educational opportunities for student with learning difficulties"

COMPARISON OF THE TEACHING METHODS AND THE PRESENTATION OF EACH COUNTRY REGARDING THE PHYSICS LESSON

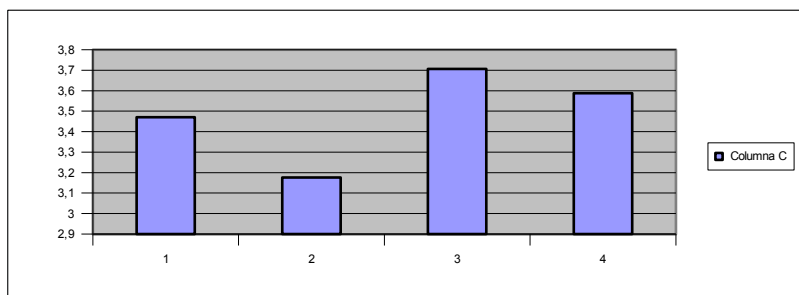
(17 persons participated in the evaluation, where 1=poor, 2=average, 3=good, 4=excellent)

The average evaluation of each question is presented as estimated in the following sheets

1. Content was presented clearly and effectively.

Average evaluation

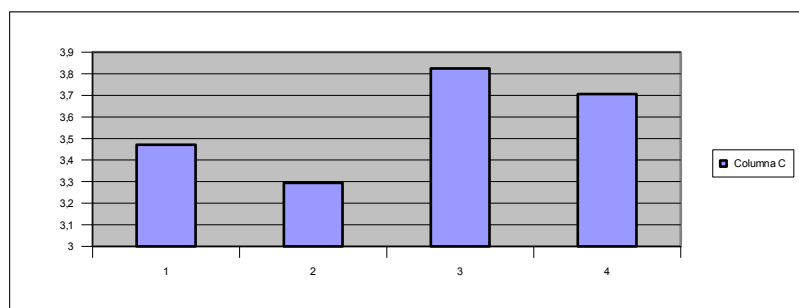
1. GR	3,471
2. SP	3,176
3. U.K	3,706
4. CY	3,588



2. Course content met its objectives.

Average evaluation

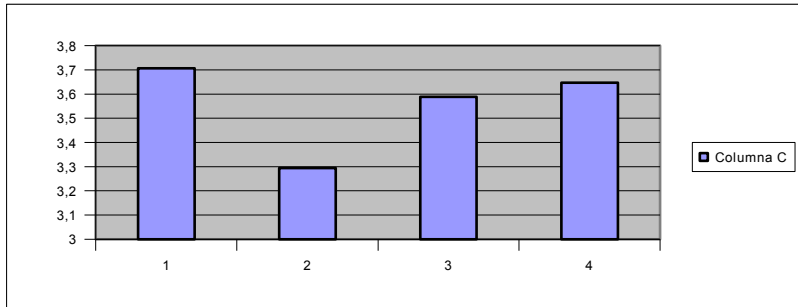
1. GR	3,471
2. SP	3,294
3. U.K	3,824
4. CY	3,706



3. Good use of visual materials (i.e Power Point, Handouts).

Average evaluation

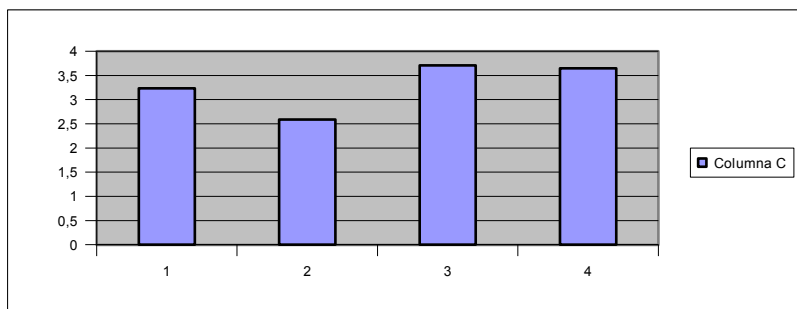
1. GR	3,706
2. SP	3,294
3. U.K	3,588
4. CY	3,647



4. The information provided was easy to understand.

Average evaluation

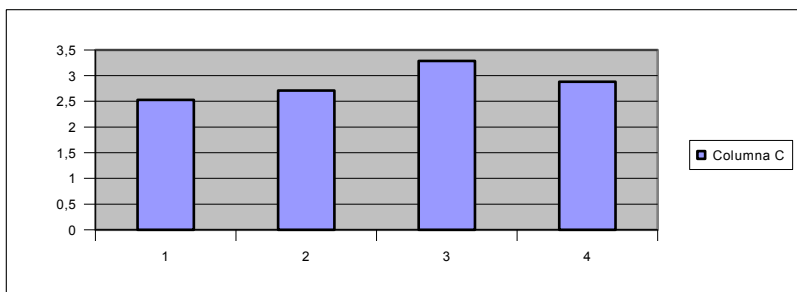
1. GR	3,235
2. SP	2,588
3. U.K	3,706
4. CY	3,647



5. The information provided will help improve my teaching/learning.

Average evaluation

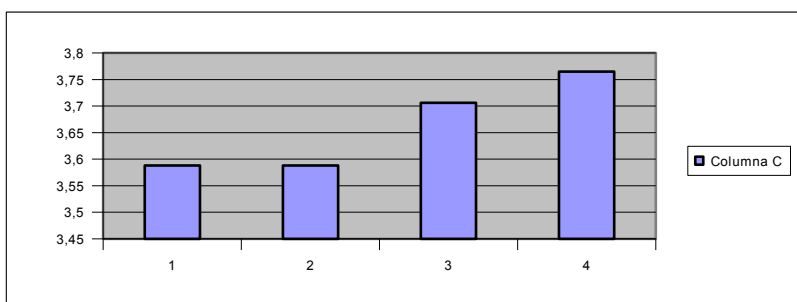
1. GR	2,529
2. SP	2,706
3. U.K	3,286
4. CY	2,882



6. The presenter seemed well prepared.

Average evaluation

1. GR	3,588
2. SP	3,588
3. U.K	3,706
4. CY	3,765



ERASMUS +

" Equal educational opportunities for student with learning difficulties"

EVALUATION OF THE PHYSICS LESSON TAUGHT BY THE GREEK TEACHER

(17 persons participated in the evaluation, where 1=poor, 2=average, 3=good, 4=excellent)

1. Content was presented clearly and effectively.

PERSONS		17
1	0	0
2	0	0
3	9	27
4	8	32
AVERAGE		3,470588

2. Course content met its objectives.

PERSONS		17
1	0	0
2	0	0
3	9	27
4	8	32
AVERAGE		3,470588

3. Good use of visual materials (i.e Power Point, Handouts).

PERSONS		17
1	0	0
2	0	0
3	5	15
4	12	48
AVERAGE		3,705882

4. The information provided was easy to understand.

PERSONS		17
1	0	0
2	0	0
3	13	39
4	4	16
AVERAGE		3,235294

5. The information provided will help improve my teaching/learning.

PERSONS		17
1	0	0
2	8	16
3	9	27
4	0	0
AVERAGE		2,529412

6. The presenter seemed well prepared.

PERSONS		17
1	0	0
2	0	0
3	7	21
4	10	40
AVERAGE		3,588235

ERASMUS +

" Equal educational oppurtunities for student with learning difficulties"

EVALUATION OF THE PHYSICS LESSON TAUGHT BY THE SPANISH TEACHER
(17 persons participated in the evaluation, where 1=poor, 2=average, 3=good, 4=excellent)

1. Content was presented clearly and effectively.

PERSONS		17
1	0	0
2	0	0
3	14	42
4	3	12
AVERAGE		3,17647

2. Course content met its objectives.

PERSONS		17
1	0	0
2	0	0
3	12	36
4	5	20
AVERAGE		3,29412

3. Good use of visual materials (i.e Power Point, Handouts).

PERSONS		17
1	0	0
2	0	0
3	12	36
4	5	20
AVERAGE		3,29412

4. The information provided was easy to understand.

PERSONS		17
1	0	0
2	12	24
3	0	0
4	5	20
AVERAGE		2,58824

5. The information provided will help improve my teaching/learning.

PERSONS		17
1	0	0
2	5	10
3	12	36
4	0	0
AVERAGE		2,70588

6. The presenter seemed well prepared.

PERSONS		17
1	0	0
2	0	0
3	7	21
4	10	40
AVERAGE		3,58824

ERASMUS +

" Equal educational oppurtunities for student with learning difficulties"

EVALUATION OF THE PHYSICS LESSON TAUGHT BY THE BRITISH TEACHER

(17 persons participated in the evaluation, where 1=poor, 2=average, 3=good, 4=excellent)

1. Content was presented clearly and effectively.

PERSONS		17
1	0	0
2	0	0
3	5	15
4	12	48
AVERAGE		3,7059

2. Course content met its objectives.

PERSONS		17
1	0	0
2	0	0
3	3	9
4	14	56
AVERAGE		3,8235

3. Good use of visual materials (i.e Power Point, Handouts).

PERSONS		17
1	0	0
2	0	0
3	7	21
4	10	40
AVERAGE		3,5882

4. The information provided was easy to understand.

PERSONS		17
1	0	0
2	0	0
3	5	15
4	12	48
AVERAGE		3,7059

5. The information provided will help improve my teaching/learning.

PERSONS		17
1	0	0
2	3	6
3	10	30
4	4	16
AVERAGE		3,0588

6. The presenter seemed well prepared.

PERSONS		17
1	0	0
2	0	0
3	5	15
4	12	48
AVERAGE		3,7059

ERASMUS +

" Equal educational oppurtunities for student with learning difficulties"

EVALUATION OF THE PHYSICS LESSON TAUGHT BY THE CYPRIOT TEACHER

(17 persons participated in the evaluation, where 1=poor, 2=average, 3=good, 4=excellent)

1. Content was presented clearly and effectively.

PERSONS		17
1	0	0
2	0	0
3	7	21
4	10	40
AVERAGE		3,5882

2. Course content met its objectives.

PERSONS		17
1	0	0
2	0	0
3	5	15
4	12	48
AVERAGE		3,7059

3. Good use of visual materials (i.e Power Point, Handouts).

PERSONS		17
1	0	0
2	0	0
3	6	18
4	11	44
AVERAGE		3,6471

4. The information provided was easy to understand.

PERSONS		17
1	0	0
2	0	0
3	6	18
4	11	44
AVERAGE		3,6471

5. The information provided will help improve my teaching/learning.

PERSONS		17
1	0	0
2	7	14
3	5	15
4	5	20
AVERAGE		2,8824

6. The presenter seemed well prepared.

PERSONS		17
1	0	0
2	0	0
3	4	12
4	13	52
AVERAGE		3,7647